

BALDWIN®

DEADBOLTS



RESERVE™

DEADBOLTS



Traditional Arch
(TAD)



Contemporary Round
(CRD)



Rustic Arch
(RAD)



Traditional Round
(TRD)



Contemporary Square
(CSD)



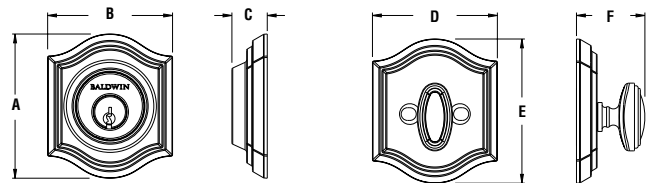
Rustic Square
(RSD)



Traditional Square
(TSD)

DEADBOLT SPECIFICATIONS

Door Preparation	2-1/8" cross bore. 1" edge bore for latch.
Door Thickness	1-3/4" to 2" standard. Thick door optional for doors up to 2-1/2".
Cylinder	Baldwin 5-pin C-Keyway standard. SmartKey® Re-key Technology optional.
Backset	Adjustable 2-3/8" or 2-3/4".
Front & Latch	Square Corner Adjustable (SL) standard. Round Corner (RL), Drive In (DL), or 6 Way Adjustable (6L) optional.
Strike	Square Corner (SS) standard. Round Corner (RS), Dual Strike (DS), or Full Lip Strike (FS) optional.
Latch Bolt	Deadbolt features 1" throw brass bolt.
Handing	Handing not required.
ANSI/BHMA	Tested to exceed ANSI/BHMA Grade 2 security.
ADA	N/A
UL	20-minute certified UL option available.



DEADBOLT DIMENSIONS

	TAD	TRD	TSD	CRD	CSD	RAD	RSD
A	3-1/16"	Ø 2-3/5"	2-3/5"	Ø 2-5/8"	2-9/16"	3-5/8"	3-1/8"
B	2-11/16"	N/A	2-3/5"	N/A	2-9/16"	2-11/16"	2-9/16"
C	3/4"	3/4"	3/4"	3/4"	3/4"	1-1/16"	1-1/16"
D	2-11/16"	Ø 2-5/8"	2-5/8"	Ø 2-5/8"	2-5/8"	2-11/16"	2-5/8"
E	3-1/16"	N/A	2-5/8"	N/A	2-5/8"	3-7/16"	2-5/8"
F (SC)	1-7/16"	1-7/16"	1-7/16"	1-7/16"	1-7/16"	1-7/16"	1-7/16"
F (DC)	3/4"	3/4"	3/4"	3/4"	3/4"	1-1/16"	1-1/16"

FINISH AVAILABILITY

	003	049	112	150	152	260	481	492
TAD	•	•	•	•	•	•		
TRD	•	•	•	•	•	•		
TSD	•	•	•	•	•	•		
CRD			•	•	•			
CSD			•	•	•			
RAD							•	•
RSD							•	•

FUNCTIONS



Single Cylinder
(SC)



Double Cylinder
(DC)

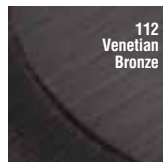
FINISHES



003
Polished
Brass



049
Matte Brass
& Black




112
Venetian
Bronze



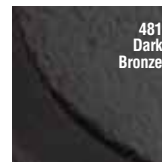
150
Satin
Nickel



152
Matte Antique
Nickel



260
Polished
Chrome



481
Dark
Bronze



492
White
Bronze

LIMITED LIFETIME MECHANICAL • 25-YEAR FINISH WARRANTY

BALDWIN

19701 DA VINCI · LAKE FOREST · CALIFORNIA · 92610
1.800.437.7448 · BALDWINHARDWARE.COM